



SIR C R REDDY COLLEGE FOR WOMEN ,ELURU
(Affiliated to AdikaviNannaya University,
Rajahmahendravaram)Vatluru (Post), Pedapadu Mandal,
West Godavari Dist., (A.P)

PG ENTRANCE COACHING

For

M.Sc. Life sciences

Date: 02-July-2021 to 31 -July-2021

Time: 8:30 am to 9:30 am

&

4.30pm to 5.30pm

Organized by

CAREER GUIDANCE & PLACEMENT CELL
2020-2021

INDEX

S. No	Particulars	Page No
1	About Programme	1
2	Learning Objectives and Learning Outcomes	2
3	Permission Letter	3
4	Notice to Staff and Students	4
5	Course Structure	5
6	Course Material	6
7	Students List	16
8	Student attendance register	18
9	Report	20
10	Rank Cards	21
11	Photo Gallery	26

About Programme

The Career Guidance and Placement Cell at Sir CR Reddy College for Women organized PG entrance coaching classes for NANNAYACET 2021 in Mathematics,. These classes were conducted by senior faculty members who specialize in the respective subjects at the college.

Program: PG Entrance Coaching for Subject

Subjects Covered:

- M.Sc. life sciences (zoology ,Botany)

Target Audience:

- III B.Sc. students aspiring for postgraduate studies (M.Sc.)

Duration:

- July 2nd , 2021, to July 31st , 2021 (30 days)

Time:

8:30 AM to 9:30 AM & 4.30PM to 5.30PM

Resource Persons:

Smt .S.Anuradha

Smt. Dr.Ch.Swapna

Organized By:

- Career Guidance and Placement Cell at Sir CR Reddy College for Women

Program Overview:

- Specifically designed coaching program focusing on NANNAYACET 2021 for M.Sc. aspirants.
- Conducted by seasoned faculty members from Sir CR Reddy College, each specializing in Mathematics.
- Comprehensive curriculum comprising subject-specific lectures, problem-solving sessions, practice tests, and exam strategy workshops.
- Tailored content to acquaint students with the NANNAYACET exam pattern, syllabi, and effective preparation methodologies.

Benefits for III B.Sc. Students:

- Early guidance and preparation assistance for M.Sc. entrance exams.
- Exposure to exam patterns, aiding in better preparedness.
- Access to experienced faculty for subject-specific guidance and doubt resolution.
- Enhanced readiness for M.Sc. studies by initiating preparation in advance.

This coaching program aims to support B.Sc. students in their aspirations for pursuing postgraduate studies by providing structured coaching specifically aligned with the requirements of the NANNAYACET 2021 examination.

Learning Objectives and Learning Outcomes

Learning Objectives:

1. **Subject Mastery:** To facilitate a comprehensive understanding of the core concepts and subject-specific knowledge required for M.Sc. entrance exams.
2. **Exam Familiarity:** To familiarize students with the exam pattern, question types, and syllabi specific to NANNAYACET 2021.
3. **Problem-Solving Skills:** To enhance problem-solving abilities and critical thinking necessary to tackle complex questions in the entrance exams.
4. **Time Management:** To equip students with effective time management strategies for the exam and optimize their performance within the stipulated time frame.
5. **Exam Strategy:** To provide guidance on effective exam strategies, including question selection, prioritization, and efficient answering techniques.

Expected Outcomes:

1. **Strong Foundation:** Students are expected to build a strong foundational understanding of their respective subjects, providing a basis for advanced studies.
2. **Improved Performance:** Enhanced problem-solving skills and a better grasp of exam patterns can result in improved performance in mock tests and the actual entrance exam.
3. **Confidence:** Through regular practice and guidance, students are likely to gain confidence in handling diverse questions and scenarios during the examination.
4. **Effective Preparation:** Students should be better prepared to face the challenges of the entrance exams by utilizing learned strategies and subject-specific knowledge.
5. **Readiness for Postgraduate Studies:** The coaching program aims to prepare students adequately for the rigors of postgraduate studies in their chosen fields.

Permission Letter

26-06-2021
Eluru

To
The Principal
Sir C.R.Reddy College for Women
Eluru

Subject: Request to grant permission to conduct P.G Entrance test Coaching Classes to final year students.

This is to bring to your kind notice that, Career Guidance and Placement Cell is planning to conduct P.G Entrance test Coaching Classes for interested III B.Sc/B.Com students specializing life Sciences, Mathematics, Physics, Chemistry, Commerce .

The coaching classes aim is to provide additional support and guidance to our ambitious students who aspire to excel in their respective fields and we believe that providing coaching classes with in our college will not only benefit our students but also contribute to the overall academic excellence of our institution. These classes will be conducted for about 30 days i.e., from 2nd July 2021 to 31st July 2021. The duration of these classes will be from 8:30 am to 9:30 am and 4:30 pm to 5:30 pm. I kindly request your approval for this initiative, as it aligns with our commitment to fostering academic excellence and preparing our students for successful futures.

Thanking you Madam,

Permitted
Asijj
Principal
Sir C.R.Reddy College for Women
ELURU

Yours Faithfully,
Resatolu
(Coordinator)

Career Guidance and Placement Cell

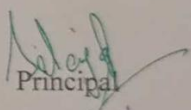
Notice to Students

NOTICE

28-06-2021

This is to inform you all that Career Guidance and placement Cell arranged P.G Entrance Test Coaching Classes for interested III B.Sc/B.Com students specializing life Sciences, Mathematics, Physics, Chemistry, Commerce. These Classes will be held within the college at Seminar Hall from 2nd July 2021 to 31st July 2021 running from 8:30 am to 9:30 am and 4:30 pm to 5:30 pm. This initiative aims to enhance your preparation for P G Entrance Test offering personalized guidance to help you excel in the examination. These sessions will provide valuable insights and guidance.

We encourage all interested candidates to attend and take advantage of this valuable opportunity.


Principal
Principal
Sir C.R.Reddy College for Women
ELURU

Course Structure

- The M.Sc Life Sciences subjects are related to the study of various life processes in plants, animals, and other living organisms.
- The syllabus for MSc Zoology includes topics on Animal Physiology, Immunology, Genetics and Evolution, Animal Diversity, Animal Ecology and Reproductive Biology.
- MSc Zoology subjects include Animal Behaviour, Parasitology, Mammalogy, Comparative Anatomy, Endocrinology and Marine Biology.
- Some of the key areas that make up the life sciences include:
 - Biology, the study of living organisms, the study of the structure and function of living organisms.
- Genetics, the study of genes, heredity, and the passing of traits.
- Plant Biology, Biochemistry, Food Science, Biotechnology, Bioinformatics, Agricultural Science, Molecular Biology, Botany, Zoology, and Chemistry are the primary BSc Life Science subjects covered in this course.
- The life sciences are broken down into many fields, such as botany, zoology, marine biology, and virology. The study of the life sciences includes cell biology, genetics, molecular biology, botany, microbiology, zoology, evolution, ecology, and physiology.

VIJETA COMPETITIONS

P.G. ENTRANCE SERIES

M.Sc. ENTRANCE

Useful for All Universities

ZOOLOGY

ENGLISH MEDIUM

- ◆ Previous Papers ◆ Study Material
- ◆ Model Papers ◆ Glossary

Also Useful for CSIR, NET, SLET and A.P.P.S.C Exams

INDEX

✧ PREVIOUS PAPERS	9-77
★ Previous paper (S.V.U) – 2012	9-12
★ Previous paper (S.V.U) – 2011	13-16
★ Previous paper (A.U.) – 2012	17-20
★ Previous paper (N.U.) – 2012	21-24
★ Previous paper (S.K.U.) – 2009	25-29
★ Previous paper (A.U.) – 2009	30-33
★ Previous paper (N.U.) – 2009	34-37
★ Previous paper (S.K.U.) – 2008	38-42
★ Previous paper (A.U.) – 2008	43-46
★ Previous paper (Kakatiya University) – 2008	47-50
★ Previous paper (N.U.) – 2007	51-54
★ Previous paper (S.K.U.) – 2007	55-59
★ Previous paper (S.V.U) – 2007	60-63
★ Previous paper (A.U.) – 2006	64-67
★ Previous paper (S.V.U) – 2005	68-72
★ Previous paper (O.U.) – 2003	73-77
✧ MODEL PAPERS	78-85
★ Model Paper-1	78-85
★ Model Paper-2	86-87
★ Model Paper-3	88-91
✧ IMPORTANT BOX ITEMS	94-134
✧ STUDY MATERIAL	137-586
1. Kingdom Animalia	137-146
Biology of Invertebrata	
2. Protozoa	147-154
3. Porifera	155-161
4. Coelenterata	162-170
5. Platyhelminthes	171-181
6. Nematyhelminthes	182-187
7. Annelida	188-199
8. Arthropoda	200-215
9. Mollusca	216-225
10. Echinodermata	226-230

INDEX

Biology of Vertebrata

11. Protochordata	231-240
12. Chordata	241-245
13. Pisces	246-252
14. Amphibia	253-258
15. Reptiles	259-266
16. Aves (Birds)	267-273
17. Mammalia	274-279

Animal Physiology

18.1. Animal histology	281-292
18.2. Animal nutrition	293-304
18.3. Metabolism	305-326
18.4. Enzymes and Vitamins	327-343
18.5. Respiration and circulatory system	344-354
18.6. Nervous and Muscular system	355-367
18.7. Excretory and Reproductive system	368-378
18.8. Endocrinology	379-385
18.9. Immunology	386-394
18.10. Immune system	395-403

Animals and Environment

19. Animal evolution	404-426
20. Animal behaviour	427-440
21. Animal ecology	441-451
22. Zoo geography	452-458
23. Wild life conservation	459-465

Animal Embryology

24. Embryology	466-481
----------------------	---------

Cell Biology & Genetics

25. Cell structure and function	482-507
26. Cell cycle	508-518
27. Genetics	519-546
28. Cell biology	547-573

Additional Study Material

29. Pisciculture	574-586
------------------------	---------

◇ **BIT BANK**

589-613

◇ **PRACTICE BITS**

617-688

15. Cercaria	Free living larval stage in trematode after coming out of intermediate host.	<i>Fasciola</i> / Platyhelminthes
16. Metacercaria	Encysted infective stage formed from cercaria.	<i>Fasciola</i> / Platyhelminthes
17. Clute's Larva	Larva with four ciliated lobes.	Marine Polychaet / Platyhelminthes
18. Muller's Larva / Cephalotrocha	Larva with 8 ciliated processes around mouth.	Marine Polychaet / Platyhelminthes
19. Juvenile	Similar to adult, direct development.	<i>Ascaris</i> / Aschelminthes
20. Rhabditiform	Nematode larva with short straight oesophagus and double bulb.	<i>Ancylostoma</i> , <i>Wuchereria</i> / Aschelminthes
21. Filariform	Infective larval stage formed by moulting of rhabditiform larva.	<i>Ancylostoma</i> / Aschelminthes
22. Microfilaria	Infective larval stage of certain parasitic nematodes.	<i>Wuchereria</i> / Aschelminthes
23. Trochophore/Trochosphere Velotrocha/Velotrocha	Free swimming pelagic larval stage with pre-oral whorl of cilia.	<i>Nereis</i> / Annelida; chiton, <i>Dentalium</i> / Mollusca, Moss Animals/ Bryozoa, Polyzoa
24. Zoa/Zoaea	Early larval stage in certain crabs and formed from protozoae in some others.	<i>Cancer</i> (Crustacea) / Arthropoda
25. Nauplius	Common larval stage in crustacea having unsegmented body but differentiated to three parts. Swimming setae borne on appendages.	Prawn (Crustacea) / Arthropoda
26. Metanauplius	Larva succeeding nauplius with posterior part of trunk showing segmentation. Direct in <i>Lucifer</i> .	Prawn, <i>Lucifer</i> (Crustacea) / Arthropoda
27. Cypris	Larva succeeding nauplius and enclosed in bivalved shell.	<i>Lepas</i> (Ship Barnacle, Crustacea) / Arthropoda,
28. Eriochthus	Stomatopod larva, highly modified nauplius with spiny carapace and poorly developed abdomen.	<i>Squilla</i> (Crustacea) / Arthropoda
29. Pseudozoea	Larval stage of stomatopods, superficially resembling zoaea stage.	<i>Squilla</i> (Crustacea) / Arthropoda
30. Protozoaea	Larval stage derived from metanauplius having functional cephalic and two thoracic appendages; rudiments of other thoracic appendages present; unsegmented limbless long abdomen.	<i>Penaeus</i> = Marine Prawn (Crustacea) Arthropoda
31. Metazoea	Advanced stage of zoaea.	Hermit Crabs = <i>Anomura</i> (Crustacea) Arthropoda
32. Alima	Modified zoea having armed telson and raptorial second maxillipedes.	<i>Squilla</i> (Crustacea) / Arthropoda
33. Megalopa/Megalops	Crustacean larva having stalked eyes, broad unsegmented cephalothorax with anterior rostrum.	Crab (Crustacea) / Arthropoda

53. Pentacrinoid	Stalked fixed larval stage formed doliolaria in crinoidea.	<i>Antedon</i> (Cronoidea)
54. Tornaria	Free larval stage of some hemichordates with two ciliated bands and an apical plate with sensory cilia	Echinodermata. <i>Balanoglossus</i> = Tongue worm/ Hemichordata.
55. Ascidian Tadpole	A nonfeeding tadpole which swims actively in water by vibratile tail.	<i>Herdmania</i> / Urochordata
56. Ammocoete	<i>Branchiostoma</i> (<i>Amphioxus</i>) like larva stage of Lamprey where feeding current is produced by muscles.	<i>Petromyzon</i> / Cyclostomata
57. Axoloti	Aquatic larva of Salamander which may develop sex organs and start breeding (neoteny)	<i>Ambystoma</i> = Salamander/ (Urodela)/Amphibia
58. Tadpole	Fish-like aquatic larva of frogs.	Frog(anura)/Amphibia

of organisation is found in sponges where the cells are not organised into tissues.

- 3. Tissue Level (Cell Tissue Level).** The multicellular body shows organisation into tissues but not of the higher level, e.g., ectoderm and endoderm in coelenterates.
- 4. Organ Level (Tissue Organ Level).** The multicellular body shows organisation into tissues, tissues into organs and organs into organ-systems, e.g. Roundworms, Annelids, Molluscs, Arthropods, Echinoderms, Chordates. A digestive tract is present in all those animals which show tissue and higher levels of organisation. They are collectively called **enterozoa** (also for intestinal parasites).
- 1. Cell Aggregate Body Plan.** There is a little differentiation of cells, e.g., sponges.
- 2. Blind Sac Plan (Hollow Sac Plan).** The body has a cavity or is like a sac with one opening that functions as mouth and anus. Digestive tract is, therefore, **incomplete**. Cells are organised into tissues, e.g., coelenterates, flatworms.
- 3. Tube-within a Tube Plan.** Body wall forms an outer tube while digestive tract forms an internal tube. It has two openings, mouth and anus, so that digestive tract is **complete**. In **prostomatic** forms mouth is formed from blastopore region- and appears first in the embryo (e.g., roundworms, annelids, arthropods, molluscs) while in **deuterostomatic** forms anus develops from blastopore region and appears first in the embryo (e.g., echinoderms, chordates).

SYMMETRY

- 1. Asymmetrical.** Body cannot be divided into equal halves by any plane of division, e.g., some sponges.
- 2. Spherical Symmetry.** The body is like a sphere and it can be divided into two equal parts by any plane of division, e.g., some corals.
- 3. Radial Symmetry.** The body is cylindrical or discoid with similar parts radiating on all sides so that it is divisible into two halves by vertical plane passing through central axis, e.g., many sponges, coelenterates and echinoderms. It is more common in sedentary forms. In sea Anemones the body has **biradial symmetry** (symmetrical both radially and bilaterally).
- 4. Bilateral Symmetry.** All important organs and limbs are paired and arranged on two sides of a central axis so that the body is divisible into two halves by one plane only mid-sagittal. The body has a **dorsal** (upper, vertebral) side, a **ventral** side, two **lateral** sides, **anterior** (head part), **posterior**, **proximal** (basal or near site of origin) and **distal** (head/mouth region or away from site of origin) parts. Bilateral symmetry developed due to cephalization.

Cephalization and Appendages

Differentiation of head in the anterior region is called cephalization. It evolved in the remote past due to creeping habit where the anterior end encountered obstacles and food so that major sense organs, nervous tissue and food catching

2

PROTOZOA

STUDY MATERIAL

GENERAL CHARACTERS

- ★ Protozoans were first observed by Antonyvon Leeuwenhock.
- ★ Leeuwenhock observed *Elmeriastendi* in the gall bladder of Rabbit.
- ★ The term protozoan was coined by Goldfuss.
- ★ Protozoans are the first formed animals with **protoplasmic** grade of organisation.
- ★ In protozoans the body is covered by plasmalemma (Amoeba) or pellicle (Euglena and paramecium) which is made up of lipoproteins.
- ★ Classification of phylum protozoa is based on locomotory organelle.
 - ☞ pseudopodia in the class - Rhizopoda Ex- Amoeba, Entamoeba.
 - ☞ flagella in the class - Mastigophora Ex- Euglena, Trypanosoma, leishmania
 - ☞ cilia in the class - ciliata Ex-Paramecium, vorticella.
 - ☞ cilia and tentacles in the class-suctoria Ex- Acineta, Aphelota
 - ☞ locomotory organelle are absent in the class sporozoa Ex-plasmodium, Monocystis.
- ★ The method of nutrition is holozoic in Amoeba, paramecium and holophytic or autotrophic in Euglena.
- ★ Digestion occurs in food vacuoles and it is described as intracellular digestion
- ★ contractile vacuoles present in fresh water protozoans play an important role in osmoregulation and excretion.
- ★ Respiration & Excretion is by diffusion method through the general body surface.
- ★ Asexual reproduction takes place by binary fission, multiple fission and budding.
- ★ Encystation in many protozoans helps to tide over the unfavourable conditions and in dispersal.
- ★ Sexual reproduction is by syngamy or conjugation or autogamy.
- ★ Regeneration is associated with the nucleus.
- ★ protozoans are immortal as the protoplasm is not differentiated into somatoplasm and germplasm.

AMOEBA PROTEUS:

Class - Rhizopoda

Order - lobosa

- ★ Amoeba was discovered by Rosen von Rosenhof.
- ★ Amoeba is a freshwater freelifving microscopic animal.
- ★ It is commonly known as **proteus animalcule**. It has no definite shape and symmetry.
- ★ In Amoeba nucleus is present in the endoplasm. It is biconvex or disc like and it is surrounded by a nuclear membrane. Hence it is described as eukaryotic animal. Nucleus controls all the vital activities including growth and reproduction.
- ★ During Binary fission nucleus divides by mitotic method.
- ★ A single contractile vacuole is present in the outer part of endoplasm. It is useful for osmoregulation and excretion.

LOCOMOTION:

- ★ The locomotory organelle in Amoeba are pseudopodia. Which are temporary structures which were formed from any surface of body.
- ★ Locomotion performed by Amoeba with the help of pseudopodia. Is called **pseudo podia movement** or **Amoeboid movement**. It was first reported by R.V. Rosenhof.
- ★ The widely accepted theory regarding the locomotion of Amoeba is **sol-gel theory**. Sol-gel theory was proposed by Hyman and supported by pantin and mast.

SIR C R REDDY COLLEGE FOR WOMEN ELURU


CAREER GUIDANCE AND PLACEMENT CELL

AUET COACHING

STUDENTS ATTENDENCE (2020- 2021)

Sl	Roll no	Name of the student	Group	Signature of the student
1	184004	BITRA BABY PRIYA	III BSC CBZ	B. Baby Priya
2	184006	BOGGU NAVYA	III BSC CBZ	B. Navya
3	184012	GARISEPALLI SWATHI	III BSC CBZ	G. Swathi
4	184013	GUDURI SUPRIYA	III BSC CBZ	G. supriya
5	184014	KANCHERLA DIVYA TEJA	III BSC CBZ	K. Divya Teja
6	184016	KODALI SWETHA	III BSC CBZ	K. Swetha
7	184017	KONAKALLA TANUSHA	III BSC CBZ	K. Tanusha
8	184023	MANNE DURGALAKSHMI	III BSC CBZ	K. Tanusha
9	184028	PACHALA VILEKHA	III BSC CBZ	P. Vilekha
10	184029	PACHALA VINEELA	III BSC CBZ	P. Vineela
11	184030	PALADUGU CHATURYA	III BSC CBZ	P. Chaturya
12	184033	PANDUGA BHAVYA	III BSC CBZ	P. Bhavya
13	184034	PEDAKAM MERCY SUPRIYA	III BSC CBZ	P. Mercy Supriya
14	184037	PINNAMANENI PAVITRA SESHU	III BSC CBZ	P. Pavitraseshu
15	184040	SAMMANGI NAGA VENKATA DURGA SOWMYA	III BSC CBZ	S. Naga venkata Durga Sowmya
16	184044	SWARNALA MALAVIKA	III BSC CBZ	S. Malavika
17	184045	THALLURI RATNA KUMARI	III BSC CBZ	T. R. Kumari
18	184046	TONDARAPU ANITHA CHANDRA	III BSC CBZ	T. Anitha Chandra
19	184049	VALASAPALLI KAVYA	III BSC CBZ	V. Kavya
20	184050	VANGARI RUCHITHA	III BSC CBZ	V. Ruchitha
21	184056	APPALI PRANAVA	III BSC ZFC	A. Pranava
22	184059	KALAPALA PRAMEELA	III BSC ZFC	K. Prameela

23	184061	KANKIPATI MONICA PRIYA	III BSC ZFC	K. Monica priya
24	184062	KANNURI DIVYA KRUPA	III BSC ZFC	K. Divya krupa
25	184072	MATHANGI RAJYA LAKSHMI	III BSC ZFC	M. Rajya lakshmi
26	184073	PASUPULETI VASANTHA KALYANI	III BSC ZFC	P. Vasantha kalyani
27	184066	SYED AMEENA	III BSC ZFC	S. Ameena
28	184063	VARASALA NEHANYA CHANDRA KALA	III BSC ZFC	V. Chandrakala
29	184071	KALAPALA PRAMEELA	III BSC ZFC	K. Prameela



Signature of the coordinator

		SIR C R REDDY COLLEGE FOR WOMEN , ELURU																																			
		CAREER GUIDANCE & PLACEMENT CELL																																			
		PG ENTRANCE COACHING 2020-2021																																			
		SUB: LIFE SCIENCES (BOTANY, ZOOLOGY)																																			
S.NO	ROLL NO	CLASS	NAME OF THE STUDENT	27/10/20	28/10/20	29/10/20	30/10/20	31/10/20	01/11/20	02/11/20	03/11/20	04/11/20	05/11/20	06/11/20	07/11/20	08/11/20	09/11/20	10/11/20	11/11/20	12/11/20	13/11/20	14/11/20	15/11/20	16/11/20	17/11/20	18/11/20	19/11/20	20/11/20	21/11/20	22/11/20	23/11/20	24/11/20	25/11/20	26/11/20			
1	184004	III CBZ	BITRA BABY PRIYA	X	X	X	X	X	X	X	X	X	X	X	X	X	X	X	X	X	X	X	X	X	X	X	X	X	X	X	X	X	X	X	X	X	
2	184006	III BSC CBZ	BOGGU NAVYA	X	X	X	X	X	X	X	X	X	X	X	X	X	X	X	X	X	X	X	X	X	X	X	X	X	X	X	X	X	X	X	X	X	
3	184012	III BSC CBZ	GARISEPALLI SWATHI	X	X	X	X	X	X	X	X	X	X	X	X	X	X	X	X	X	X	X	X	X	X	X	X	X	X	X	X	X	X	X	X	X	
4	184013	III BSC CBZ	GUDURI SUPRIYA	X	X	X	X	X	X	X	X	X	X	X	X	X	X	X	X	X	X	X	X	X	X	X	X	X	X	X	X	X	X	X	X	X	
5	184014	III BSC CBZ	KANCHERLA DIVYA TEJA	X	X	X	X	X	X	X	X	X	X	X	X	X	X	X	X	X	X	X	X	X	X	X	X	X	X	X	X	X	X	X	X	X	
6	184016	III BSC CBZ	KODALI SWETHA	X	X	X	X	X	X	X	X	X	X	X	X	X	X	X	X	X	X	X	X	X	X	X	X	X	X	X	X	X	X	X	X	X	
7	184017	III BSC CBZ	KONAKALLA TANUSHA	X	X	X	X	X	X	X	X	X	X	X	X	X	X	X	X	X	X	X	X	X	X	X	X	X	X	X	X	X	X	X	X	X	
8	184023	III BSC CBZ	MANNE DURGALAKSHMI	X	X	X	X	X	X	X	X	X	X	X	X	X	X	X	X	X	X	X	X	X	X	X	X	X	X	X	X	X	X	X	X	X	
9	184028	III BSC CBZ	PACHALA VILEKHA	X	X	X	X	X	X	X	X	X	X	X	X	X	X	X	X	X	X	X	X	X	X	X	X	X	X	X	X	X	X	X	X	X	
10	184029	III BSC CBZ	PACHALA VINEELA	X	X	X	X	X	X	X	X	X	X	X	X	X	X	X	X	X	X	X	X	X	X	X	X	X	X	X	X	X	X	X	X	X	
11	184030	III BSC CBZ	PALADUGU CHATURYA	X	X	X	X	X	X	X	X	X	X	X	X	X	X	X	X	X	X	X	X	X	X	X	X	X	X	X	X	X	X	X	X	X	
12	184033	III BSC CBZ	PANDUGA BHAVYA	X	X	X	X	X	X	X	X	X	X	X	X	X	X	X	X	X	X	X	X	X	X	X	X	X	X	X	X	X	X	X	X	X	
13	184034	III BSC CBZ	PEDAKAM MERCY SUPRIYA	X	X	X	X	X	X	X	X	X	X	X	X	X	X	X	X	X	X	X	X	X	X	X	X	X	X	X	X	X	X	X	X	X	X
14	184037	III BSC CBZ	PINNAMANENI PAVITRA	X	X	X	X	X	X	X	X	X	X	X	X	X	X	X	X	X	X	X	X	X	X	X	X	X	X	X	X	X	X	X	X	X	X
15	184040	III BSC CBZ	VENKATA DURGA SOWMYA	X	X	X	X	X	X	X	X	X	X	X	X	X	X	X	X	X	X	X	X	X	X	X	X	X	X	X	X	X	X	X	X	X	X
16	184044	III BSC CBZ	SWARNALA MALAVIKA	X	X	X	X	X	X	X	X	X	X	X	X	X	X	X	X	X	X	X	X	X	X	X	X	X	X	X	X	X	X	X	X	X	X
17	184045	III BSC CBZ	THALLURI RATNA KUMARI	X	X	X	X	X	X	X	X	X	X	X	X	X	X	X	X	X	X	X	X	X	X	X	X	X	X	X	X	X	X	X	X	X	X
18	184046	III BSC CBZ	TONDARAPU ANITHA CHANDRA	X	X	X	X	X	X	X	X	X	X	X	X	X	X	X	X	X	X	X	X	X	X	X	X	X	X	X	X	X	X	X	X	X	X
19	184049	III BSC CBZ	VALASAPALLI KAVYA	X	X	X	X	X	X	X	X	X	X	X	X	X	X	X	X	X	X	X	X	X	X	X	X	X	X	X	X	X	X	X	X	X	X
20	184050	III BSC CBZ	VANGARI RUCHITHA	X	X	X	X	X	X	X	X	X	X	X	X	X	X	X	X	X	X	X	X	X	X	X	X	X	X	X	X	X	X	X	X	X	X
21	184056	III BSC ZFC	APPALI PRANAVA	X	X	X	X	X	X	X	X	X	X	X	X	X	X	X	X	X	X	X	X	X	X	X	X	X	X	X	X	X	X	X	X	X	X
22	184059	III BSC ZFC	KALAPALA PRAMEELA	X	X	X	X	X	X	X	X	X	X	X	X	X	X	X	X	X	X	X	X	X	X	X	X	X	X	X	X	X	X	X	X	X	X
23	184061	III BSC ZFC	KANKIPATI MONICA PRIYA	X	X	X	X	X	X	X	X	X	X	X	X	X	X	X	X	X	X	X	X	X	X	X	X	X	X	X	X	X	X	X	X	X	X

REPORT

PROGRAMME:

PG Entrance COACHING FOR III B.Sc. aspirants is Life sciences (botany , Zoology) subject

In association with IQAC & In accordance with the resolution made during the meeting and documented in the minutes, it was unanimously agreed to arrange PG entrance coaching classes for interested students pursuing IIIB.Sc (Life sciences) This significant decision forms an integral part of the report on the PG entrance coaching classes in **Life sciences (botany , Zoology)** subject conducted from 02-July-2021 To 31 -July-2021 from 8:30am to 09:30am & 4.30pm to 5.30pm. These classes were conducted senior and expert faculty from the concerned department.

Approximately 46 motivated students actively participated in the coaching sessions These meticulously organized classes aimed to prepare the students comprehensively for the upcoming PG entrance examinations scheduled in the month of Oct 2021. The coaching sessions were diligently conducted from 8:30 AM to 09:30 AM & 4.30PM to 5.30PM, adhering to a structured curriculum meticulously designed to equip students with the essential skills and knowledge required for success in the examination.

The outcomes of these coaching classes have been highly encouraging. All the students were qualified in the exam . Close to 29 students showcased exceptional performance, securing remarkable pg. ranks demonstrating both their commitment and the effectiveness of the coaching program. One of the student showed outstanding performance by scoring 102 rank Furthermore, all participating students successfully qualified for the examination, marking a significant achievement resulting from our collaborative endeavor.

The successful arrangement of these coaching classes aligns directly with the decision made during the meeting These sessions facilitated a conducive learning environment, significantly contributing to the preparedness and success of the students preparing for the PG entrance examination.

Their dedication has been instrumental in empowering our students for academic success.





APPGCET-2021							
Post Graduate Common Entrance Tests (Conducted by Yogi Vemana University, Kadapa on behalf of APSCHE)							
RANK CARD							
Hall Ticket No. : 30603609065	Community BC-B						
Candidate's Name : APPALI PRANAVA	Date of Birth 16/06/2001						
Father's Name : APPALI POTHURAJU							
Test Paper : LIFE SCIENCES							
Course Code	Course Name						
PG120	M.sc Life science						
PG124	Zoology						
Marks Obtained : 65							
Rank : 102							
<table border="1"> <thead> <tr> <th>Category Wise Rank</th> <th>Rank</th> </tr> </thead> <tbody> <tr> <td>Women</td> <td>60</td> </tr> <tr> <td>BC-B</td> <td>23</td> </tr> </tbody> </table>		Category Wise Rank	Rank	Women	60	BC-B	23
Category Wise Rank	Rank						
Women	60						
BC-B	23						
   Convener							
INSTRUCTIONS TO THE CANDIDATE							
<p>1. The admissions into first year of various P.G. Courses (M.A., M.Com., M.Sc., M.C.J., M.J.M.C., M.Lib.I.Sc., M.Ed., M.P.Ed., M.Sc.Tech. etc) in the Academic Year 2021-22 offered by Andhra Pradesh State funded Universities and their Constituent/ Affiliated [Government and Private (Aided/Unaided)] Colleges including Minority Educational Institutions in the State will be made through a centralized web counseling. Further, the schedules will be available in websites. The qualified candidates are advised to visit the websites from time to time for further admission schedules. Websites: www.yogivemanauniversity.ac.in (or) www.yvu.edu.in (or) https://sche.ap.gov.in</p> <p>2. The eligibility of the candidates is not verified / decided at the time of application and during the entrance test. The verification will be done only during the admissions. Hence, candidates are advised to ensure that they are eligible for the course/ subject they are applying for admission.</p> <p>3. The candidates called for certificate verification must have the following original certificates /documents to upload for verification. I. Rank Card and Hall Ticket of APPGCET - 2021. II. Transfer Certificate (T.C) from the institution where the candidate has last studied. III. Degree certificate and complete memorandum of marks or consolidated memo of qualifying examination (the downloaded memos are not allowed). The candidate should ensure that he / she has passed the qualifying examination with requisite percent of marks without which his / her admission will not be entertained. IV. Secondary School or 10th std. Certificate. V. Bonafide certificates from 9th Class onwards or Proof of Local / Non-Local status of the candidate as per the rules in force. VI. Community / Caste Certificate, if applicable. VII. Latest Income Certificate issued by Tahsildar on or after 01.01.2021, if applicable. VIII. Certificates of special categories, if applicable, and when called for admission under these categories. IX. Aadhaar Card.</p> <p>4. In addition to the above, the candidates must also upload passport size photographs that are similar to those uploaded during the online.</p>							
 A. Pranava							

Photo Gallery



coaching class was conducted by Kalyani